

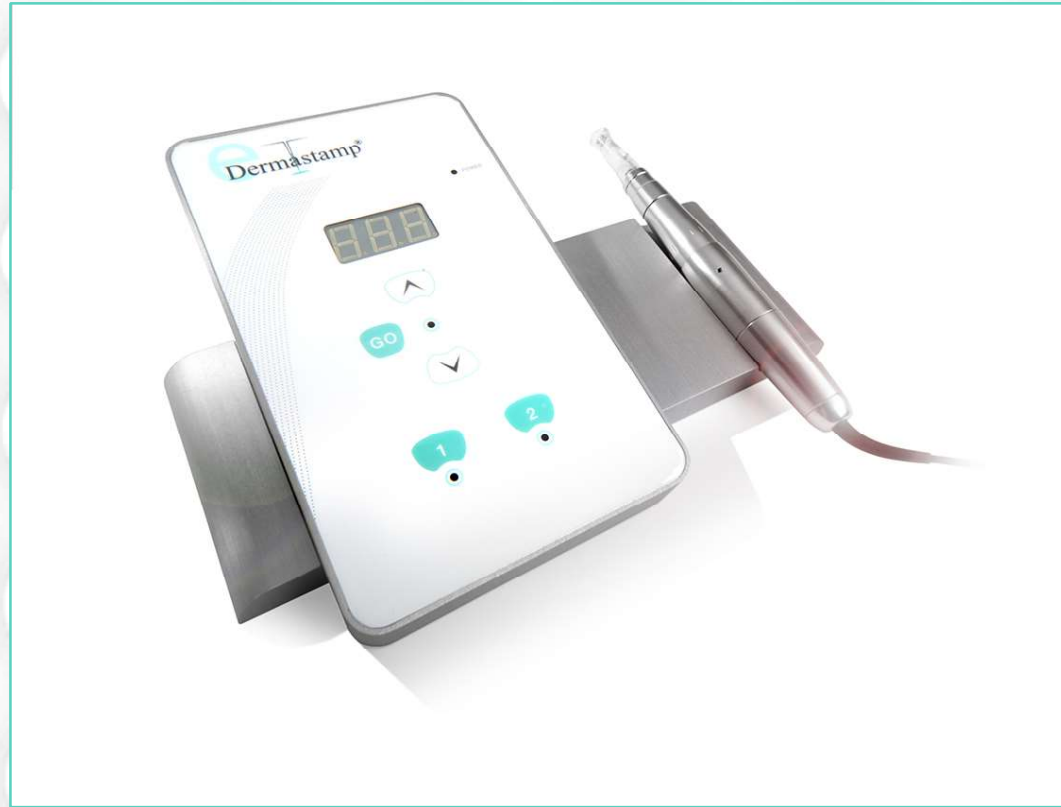
The logo for Dermastamp features a large, light green lowercase letter 'e' on the left. To its right is a stylized black T-shaped symbol with a teal vertical line extending downwards from the center of the stem, ending in a small teal oval. The word 'Dermastamp' is written in a black serif font, with a registered trademark symbol (®) to its upper right.

e Dermastamp®

The logo for Dermaroller features a stylized black T-shaped symbol with a white vertical line extending downwards from the center of the stem, ending in a small white oval. The word 'Dermaroller' is written in a black serif font, with a registered trademark symbol (®) to its upper right.

Dermaroller®

Dermastamp



Evolution

- Evolved from Dermaroller technology
- Vertical penetration
- Creating micro-channels
- Simultaneously infusing HA & skin stimulating peptides

Evolution



Adjustable evolution

- Takes standard skin needling to a new level
- Electronic stamping device -
- Adjustable needle depth 0.5-1.5mm

Natural stimulation

- Fine needles to naturally & safely promote tissue stimulation & skin rejuvenation
- Results comparable to laser without the associated risks; unlike any heat based technology there is no skin burning or skin coagulation
- Suitable for Fitzpatrick skin types 1-6: no risk of pigmentation

Points of difference

- Motor separate to the handpiece
- Stronger motor allows 50 – 150 perforations per second
- 150 micro channel penetrations per second
- 6 needles x 150 = 900 perforations per second (cm²)
- Needles on a “ball and socket joint”

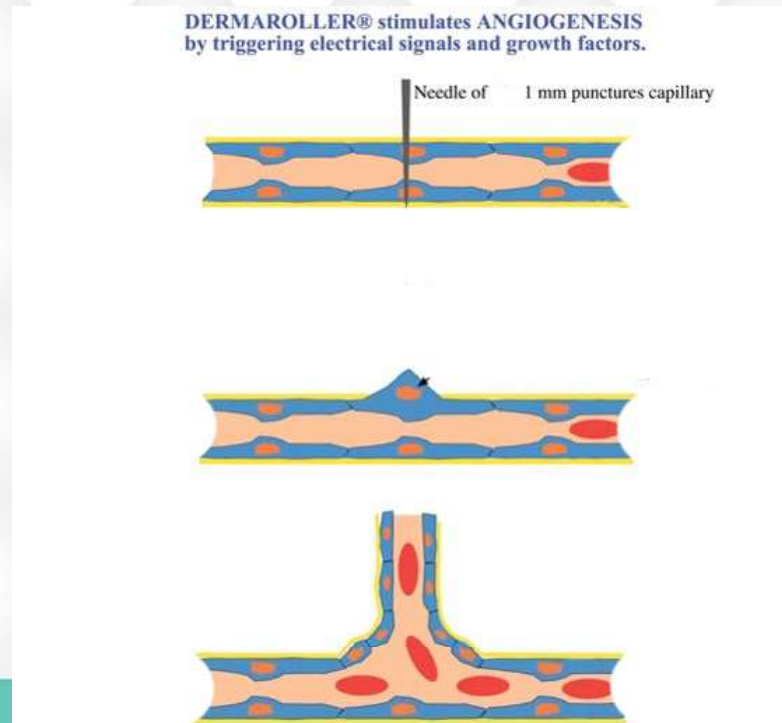
Points of difference

- CE certified
- Automated machine= ease of use
- Lightweight ergonomic pen
- Motor separate to the handpiece; ease of sterilisation

How the technology works...

- The skin is tricked into thinking it has been wounded to trigger the wound healing response, Leading to 2 major benefits...
 - **the formation of new collagen** –stimulated fibroblasts (collagenosis)
 - **improved blood supply**- the formation of new blood vessels from existing vessels (angiogenesis)

How the technology works...



- **Stainless steel** has an electrical charge
- As we penetrate the skin we **change the polarity in the cell**
- This stimulates & releases **proteins & growth factors** out of the cell, which signal for fibroblasts to flood the area & start to form new c3 collagen

- Results are instantly visible, however collagen takes 6 weeks to mature from wound-healing **c3** to structural **C1 collagen**
- Results continue as c1 collagen matures over the period of 3 months up to 12 months
- the inflammatory reaction of the skin fades significantly within hours, with erythema lasting 12-24 hours on average

The procedures are:

- ☐ Collagen Induction Therapy (**CIT**)

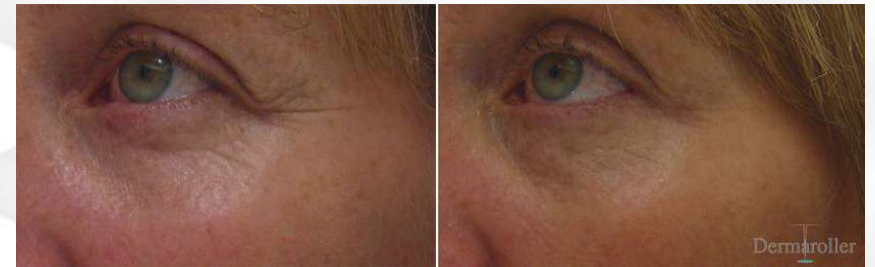
- 0.5mm – 1mm: **CIT**

- ☐ Scar Reduction Therapy (**SRT**)

- 1.5mm **SRT**

Results

- Reduction of lines and wrinkles
- Improved elasticity & firmness of the skin
- Improved overall tone
- Reduction in pore size
- Balances excessive sebum production
- Evens pigmentation
- Decongests capillaries
- Strengthens capillary network
- Reduces flushing
- Hair loss therapy



CIT treatments: Collagen + Skin rejuvenation:

- 3 treatments, 6-8 weeks apart

Clients can expect an increase of **up to 1000% in new collagen fibres** in the skin after a treatment

- **40% improvement** from their 1st treatment
- **20% improvement** from their 2nd treatment
- **10% improvement** from their 3rd treatment

= **70% overall Improvement seen after a course of 3**

SRT: Results (physician use only)

- Reduction in the appearance of:
 - Acne scars
 - ice-pick scars
 - rolling scars
 - box scars
 - Surgical scars
 - Stretch marks
 - Deep well established wrinkles



SRT: Results (physician use only)



Treatment protocols

SRT treatments: scar reduction:

- 3-5 treatments, 6-8 weeks apart

Clients can expect a **70-80% improvement** in the normalising of scar tissue over the course of treatments

□ How it works:


- The needle penetrates the scar & breaks down the fibrotic tissue, releasing the anchor that makes the scar indented, this allows the skin to naturally come back up & plump out the scar

Dermastamp treatment procedure

- The skin is cleansed & sterilized
- Generally the skin will need to be topically anaesthetised to ensure the treatment is virtually painless
- Sterile dressing packs/gloves must be used throughout the treatment procedure from this point

Dermastamp treatment

- The tip effortlessly glides over the skin creating stimulating micro-channels
- Skin rejuvenating mesotherapy solution is simultaneously infused into the skin
- Petechia & an even flushing is the best indication for a perfect medical treatment
- A soothing cool mask is immediately applied containing HA & skin stimulating peptides, then serums & SPF to complete



Post treatment instructions

- Healing mineral makeup can be applied 1hr post treatment
- Post Laser Lotion – contains copper. It will dramatically soothe & heal the skin
- Skin can become very dry for the next 3-7 days: the use of the **post needling skin kit** for this period will support skin recovery & minimise downtime
- No actives to be applied for a minimum of 2 days, including AHA's, BHA's, retinol
- No heat/friction/skin stimulation for 24hrs

Treatment Maintenance

- Recommended 3-5 treatments
- Maintenance with a single treatment or repeat course annually
- Severe indications may require further consecutive courses. 6 months should be left between courses
- Use of a homecare roller is recommended to support skin stimulation & product penetration- use every 2 days to further boost results

Press - Vogue

gently **DOES IT**

Looking great and feeling even better doesn't have to mean going under the knife. To prove it, we found the best in non-surgical treatments.

PEEL BACK TIME

As the original non-surgical facial treatment, peels for thousands of evidence suggest bathed in sour experience the peel more than 1. Given they've existence for the there will always peels in any most skincare regime offer excellent results down time, can course with other address most skin. Look out for the per cent Synergie and 20, 30, 40. Synergie lactic through Dr John Vale. ASAP Skin two dynamic peel Reveal and GP4 offered by Willow and Pout-a-Litic Victoria. Under Dr William Moor Medispa in Bonc achieves excellence the Herbal Aktiv by Omnidarm.

ROLL WITH IT

Introduced in Australia, Clinic Care, the revolutionised facial skincare market. The registered device can be used to treat a range of skincare problems, including scarring and the effects of ageing. The device can also facilitate more efficient delivery of skincare products. Balgownie Beauty in

Balgownie and Dr Charles Cope at Infinity Skin Clinic in Sydney's

STAMP OF APPROVAL

The Dermastamp treatment is the next generation of Dermarolling. Distributed by Clinic Care, it is made by the same scientists who made the award-winning Dermaroller. It is especially effective in the treatment of scars and stretch marks and is totally non-ablative with little down time. It also contains a driver reservoir which allows the delivery of high-potency ingredients while conferring the benefits of the collagen stimulation. Doctors who are using the Dermastamp extensively include Dr Saras Sundrum from Sydney's Woollahra and Dr Serena Lim from Perth.

dead skin cells, reaffirms the premise that a clean face should come before any skincare treatment. Made using patented sonic delivery technology, the Clarisonic thoroughly cleans the skin without irritation, and can be

used on even the most sensitive of complexions. Dr Steven Liew of Darlinghurst and Professor Greg Goodman from Toorak use the Clarisonic in conjunction with their injectable and laser treatments.

STAMP OF APPROVAL

The Dermastamp treatment is the next generation of Dermarolling. Distributed by Clinic Care, it is made by the same scientists who made the award-winning Dermaroller. It is especially effective in the treatment of scars and stretch marks and is totally non-ablative with little

down time. It also contains a driver reservoir which allows the delivery of high-potency ingredients while conferring the benefits of the collagen stimulation. Doctors who are using the Dermastamp extensively include Dr Saras Sundrum from Sydney's Woollahra and Dr Serena Lim from Perth.

THE WAY

to the Skin Solutions, the light treatment is medically approved and safe for use with the skin's natural ability to heal. It also stimulates the skin's natural collagen production and improves the skin's overall texture and tone. Skin Solutions products are available in Perth and Sydney. Dr Drummoyne is a system to improve treatments.

APPROACH

to the Skin Medical, the only medically approved treatment that not only treats the skin's surface but also improves the skin's overall texture and tone. While other treatments claim to minimise the appearance of wrinkles, the Solta Thermage is able to minimise the appearance of wrinkles by stimulating the skin's natural collagen production. The Solta Thermage is a non-invasive treatment that has been proven to be successful in reducing the appearance of wrinkles.

Liposonix treatments have also been combined with the Solta Thermage treatment to smooth and tighten newly contoured areas. Dr Jack Ting from Coogee, Sydney, and Dr Anh Nguyen in Perth both advocate the system's benefits.

Press

BEAUTY BEAT

**This week, I road-test ...
an e-Dermastamp treatment**

THE LOWDOWN This skin-needling treatment uses a vibrating pen, with ultra-fine needles that penetrate the skin up to 150 times a second. For my treatment, anaesthetic cream was applied, then an hour later, a vial of hyaluronic acid was placed on my skin and the e-Dermastamp was run over my entire face. There was a bit of surface bleeding in the process, but nothing too alarming (no pain, no gain, remember). Helping to induce collagen production, the e-Dermastamp is also used to treat deep wrinkles, scarring, open pores and pock-marks.

PAIN FACTOR With the anaesthetic cream firmly entrenched, discomfort was minimal, a bit like a cat's tongue (okay, maybe a lion's) running over my face. There were more sensitive patches – my forehead and chin – but it was bearable.

DOWNTIME A few hours of redness were easily covered up with mineral make-up. Post-treatment, use gentle cleansers and moisturiser.

RESULTS The day after treatment, my skin looked plump and felt really hydrated, and ongoing improvements are claimed for six to 12 months. A bonus: the pores on my nose were also visibly smaller.

WHERE TO GET IT Sydney: The Clinic Scott + Sullivan; theclinic.net.au. Cost: \$660 for a full face treatment; \$350 for treatment of a specific area. Melbourne: visit clinnicare.com.au.

TREATMENT AT HOME For a super moisture kick: Dermalogica Skin Hydrating Booster, \$77, dermalogica.com.au.

Follow Stephanie Darling at her blog, MrsSDarling.wordpress.com

Locator

www.dermastamp.com.au

Home Dermaroller Treatments Home Care Dermaroller Beauty Mouse Dermastamp Science **Find a Clinic** Contact

Dermaroller® SKIN REJUVENTATION AND SCAR REPAIR Dermastamp®

Home > Find a Clinic

For all medical Dermaroller treatments please call 1300 799 709 (AUST) / 0508 799 709 (NZ) for your local clinic.

Location:
Sydney, New South Wales, Australia

Authorised Medical Clinic

Find Clinic

Map Satellite

50 M 100 M KM Miles

1 Facial Aesthetics Medispa
Level 8, 60 Park Street, Sydney NSW 2000
0.9 km

Thank you

